

E-LAM[®]

Engineered Laminated Wood Substation Structures

- **Delivery in 6 to 8 Weeks***
- **Aesthetically Pleasing**
- **Complete Structure Kits Include Foundation Design**
- **Low Cost**


Proudly Made in
AMERICA

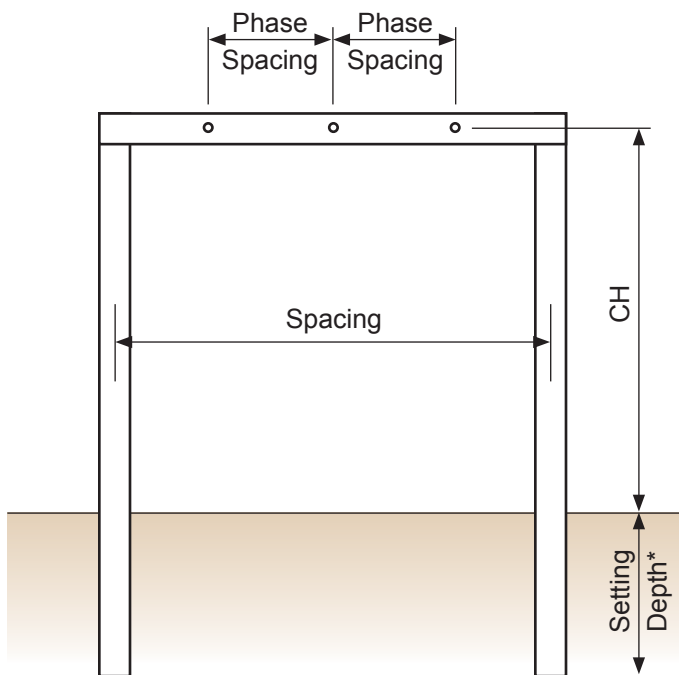
LWS

Laminated Wood Systems, Inc.

Substation Dead End Structure Types

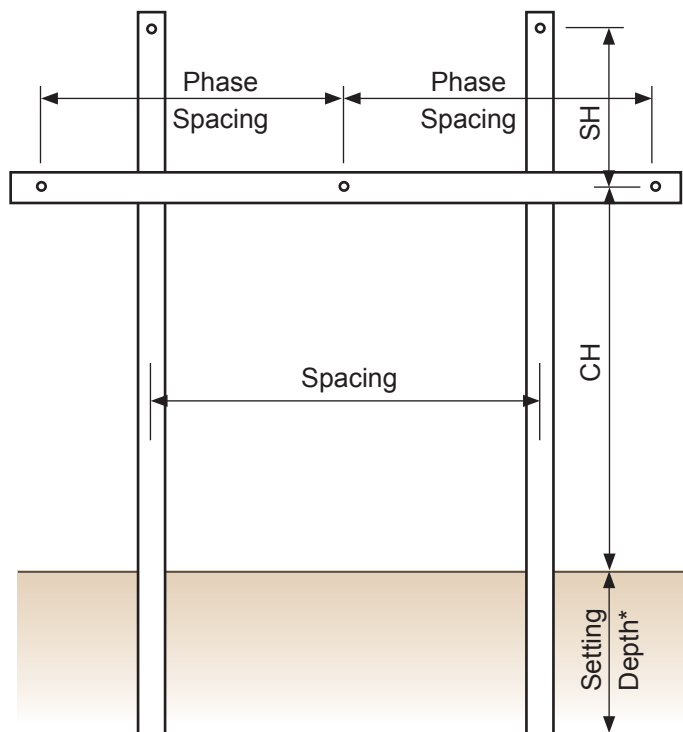
Additional support designs such as bus and shielding structures are available upon request.

Structure Type "H"



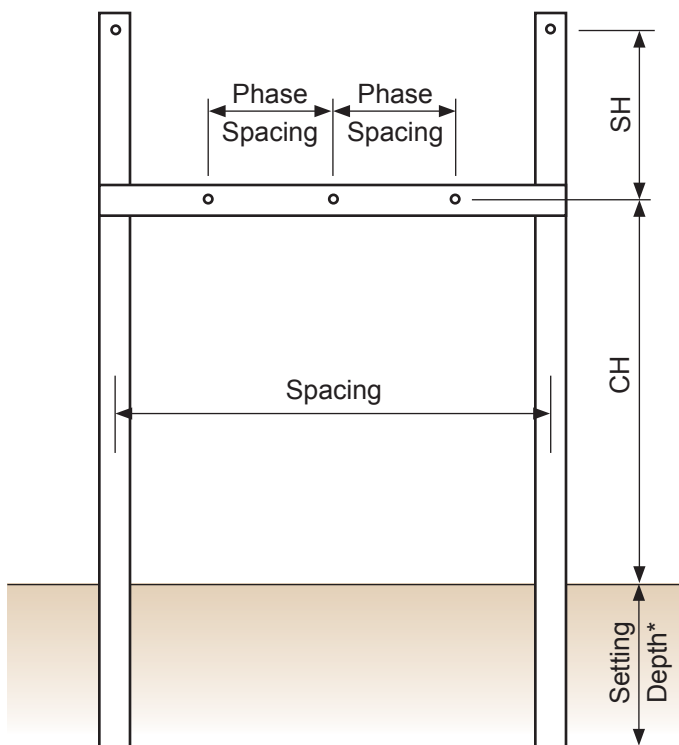
*As specified by LWS.

Structure Type "HFSW"

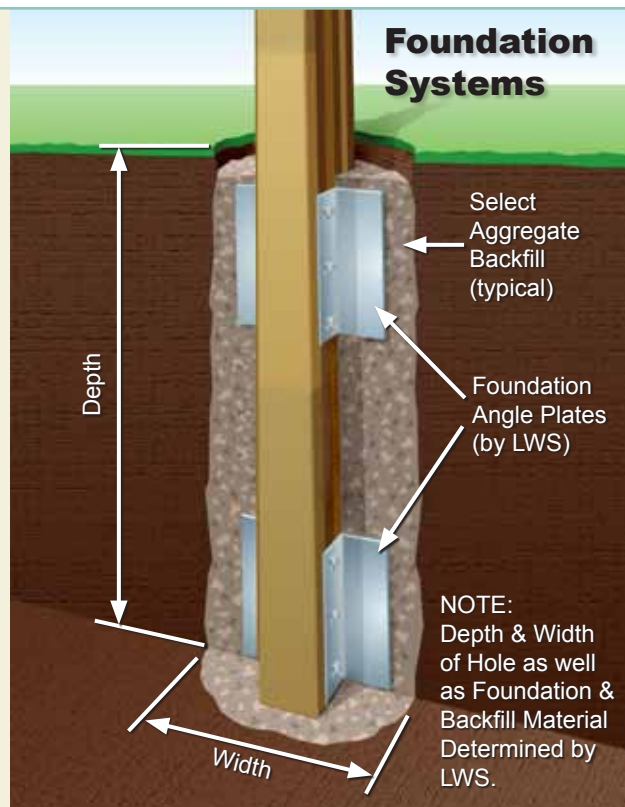


*As specified by LWS.

Structure Type "HSW"



*As specified by LWS.



Typical direct-embed foundation design shown above. Refer to LWS Field Raked Pole Brochure (pages 19 & 20) to view all available foundation options.



Substation Dead End Structure Information Worksheet

Use this form to provide LWS engineers the necessary information regarding your substation dead end structure requirements. BE SURE TO FILL OUT ALL FIELDS. All of this information is required to accurately specify the correct E-LAM® structure for your application.

Structure Information

Line Voltage _____

Line Angle _____

Spacing (feet) _____

Phase Spacing (feet) _____

“CH” (feet) _____

“SH” (feet) _____

Structure Type

“H”

“HSW”

“HFSW”

Other _____

Shield Wire _____

Wind Span (feet) _____

Maximum Design Tension (lbs.) _____

Weight Span (feet) _____

60° Tension (lbs.) _____

No. Of Shield Wires _____

Conductor _____

Wind Span (feet) _____

Maximum Design Tension (lbs.) _____

Weight Span (feet) _____

60° Tension (lbs.) _____

No. of Conductors _____

Soil Type _____

Loading _____

(Example; NESC Heavy Grade “B” Construction)

Fax completed form to LWS at **402-643-4374**

Laminated wood substation structures from LWS are easy on the eye . . . and the budget.

*Complete structure kits delivered in 6 to 8 weeks!**

Wood has long been the natural and economical choice for use in many utility applications. The natural beauty of laminated wood blends into the environment far better than steel or concrete. Its low cost, **6 to 8 week delivery*** and engineered strength make it the all-around smart choice.

Engineered wood structures from LWS bring all of the benefits of laminated wood into today's substation design requirements. From dead end structures, metering structures, regulator structures to bus supports, LWS can provide the highest quality laminated wood structures fast and, in most cases, at a much lower cost than steel. Additional saving will be realized in construction costs as poles may be direct embedded, eliminating expensive foundations.

Contact LWS or the nearest LWS representative with your next substation project requirements and find out how the benefits of laminated wood can be a part of your smart solution.

*Typical delivery upon drawing approval and receipt of order.



1-800-949-3526

PO Box 386 Seward, NE 68434

Fax: 402-643-4374

www.lwsinc.com



Laminated Wood Systems, Inc.