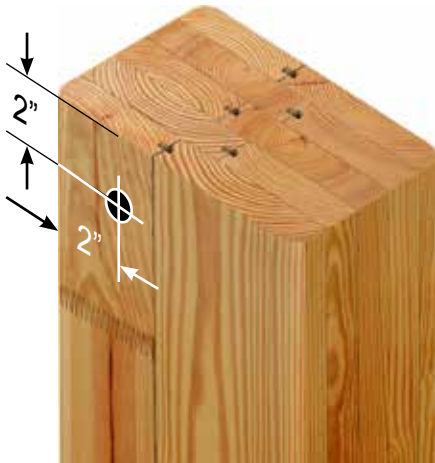
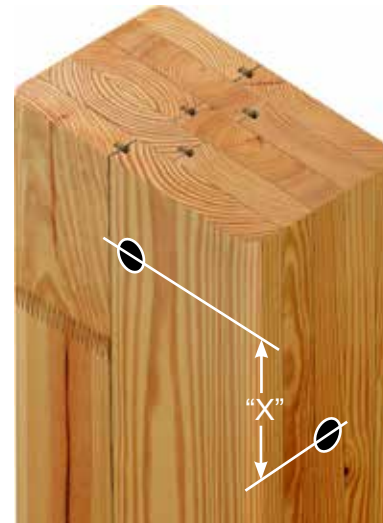


A Guideline for Field Drilling E-LAM® Engineered Laminated Wood Poles

Minimum Spacing Requirements




FROM TOP OR EDGE OF POLE
2" minimum on either narrow or wide face of pole.



PERPENDICULAR "CROSSING" HOLES

- Holes with bolt, "X" = 3"
- Unused holes or holes without bolt, "X" = 0"



HOLES ON THE SAME FACE
3" minimum between holes.

- New holes should be treated with a preservative in accordance with the utilities standard practices
- Unused holes may be plugged with treated plugs
- Regular wood drill bits to be used